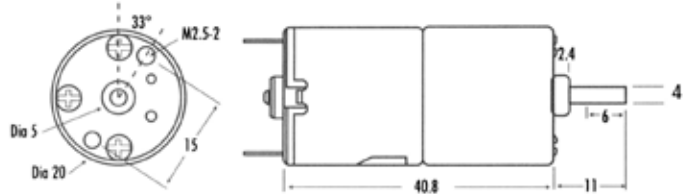
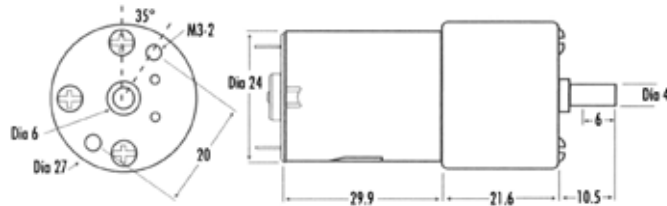


Reversible Geared Motors

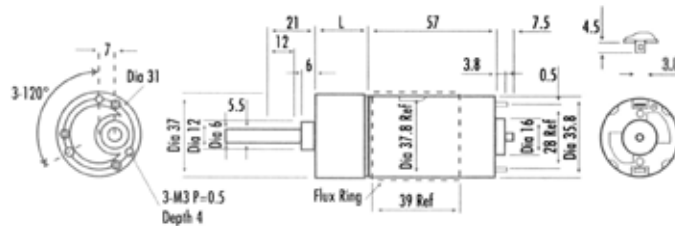
M00732



M00734



M00738



M02006



Specifications	M00732	M00734	M00738	M02006
Torque	2.1 kg/cm	12 kg/cm	50 kg/cm	0.8 kg/cm
Rated Voltage	12VDC	12VDC	12VDC	12VDC
Operating Voltage	4.5V - 18V MAX	4.5V - 18V MAX	6V - 12V MAX	6V - 12V MAX
Current (No Load)	30mA	70mA	<450mA	120mA
Current (Full Load)	390mA	1380mA	14A	470mA
Gear Ratio	82:1	244:1	50:1	18:1
Shaft Speed	70RPM	36RPM	160RPM	270RPM